

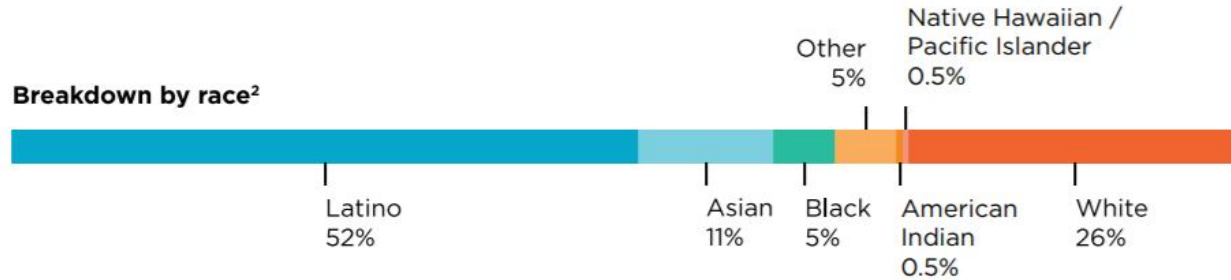
**The 2020 Census and  
Current Immigration  
Landscape:  
Lasting Implications for  
Young Children**

**2020 Census  
Advocacy in  
California**

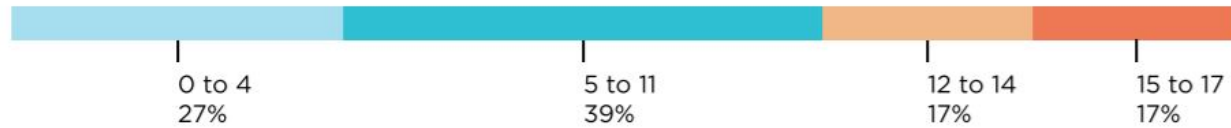


# California is home to 9,092,863 children.<sup>1</sup>

Breakdown by race<sup>2</sup>



Breakdown by age<sup>3</sup>



**43%**  
are low-income.<sup>4</sup>

**20%**  
are in poverty.<sup>5</sup>

**21%**  
are food insecure.<sup>6</sup>

**4,367,000**  
are children from immigrant families.<sup>7</sup>

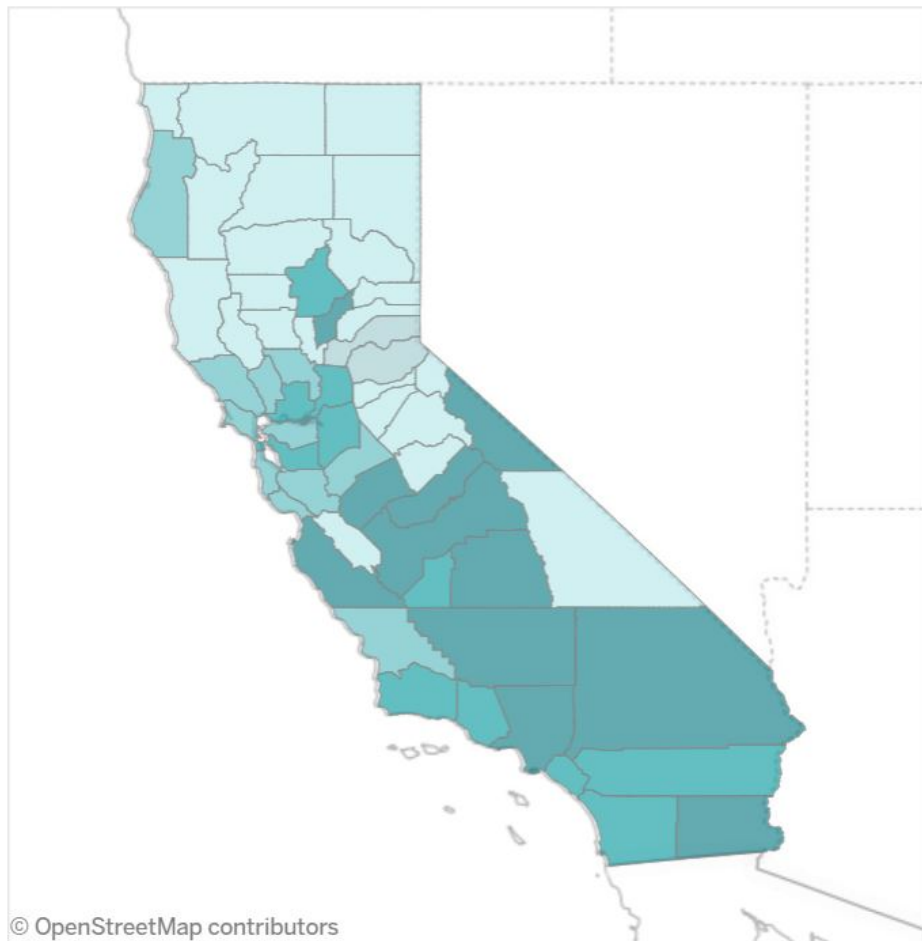
**1,332,405**  
are English learners in TK-12 schools.<sup>8</sup>

**5,217,677**  
are in Medi-Cal.<sup>9</sup>

**55,983**  
are in foster care.<sup>10</sup>

# 2020 Census Maps: California's Hard-to-Count Communities

Likelihood of nonresponse



Select a geography

County

Select a view

Overall

Select a category

Likelihood of nonresponse

- 0.0 - 1.1%
- 1.2 - 2.4%
- 2.5 - 8.4%
- 8.5 - 20.3%
- 20.4 - 43.3%

The predicted nonresponse rate is the share of households in a census tract that the Census Bureau estimates will not return census forms, based on demographic traits and historical trends. For counties and legislative districts, the maps show the share of tracts in that region with a high predicted nonresponse rate (in the top 20th percentile statewide, i.e., more than 29.0%).

**Sources:** 2012-16 American Community Survey, 2018 Census Bureau Planning Database, Federal Communications Commission.

**Note:** Tract-level estimates with high margins of error are marked with asterisks (\*). See additional notes in the technical appendix: <http://www.ppic.org/wp-content/uploads/technical-appendix-2020-census-maps-californias-hard-to-count-communities.pdf>

**From:** <http://www.ppic.org/map/2020-census-maps-californias-hard-to-count-communities>

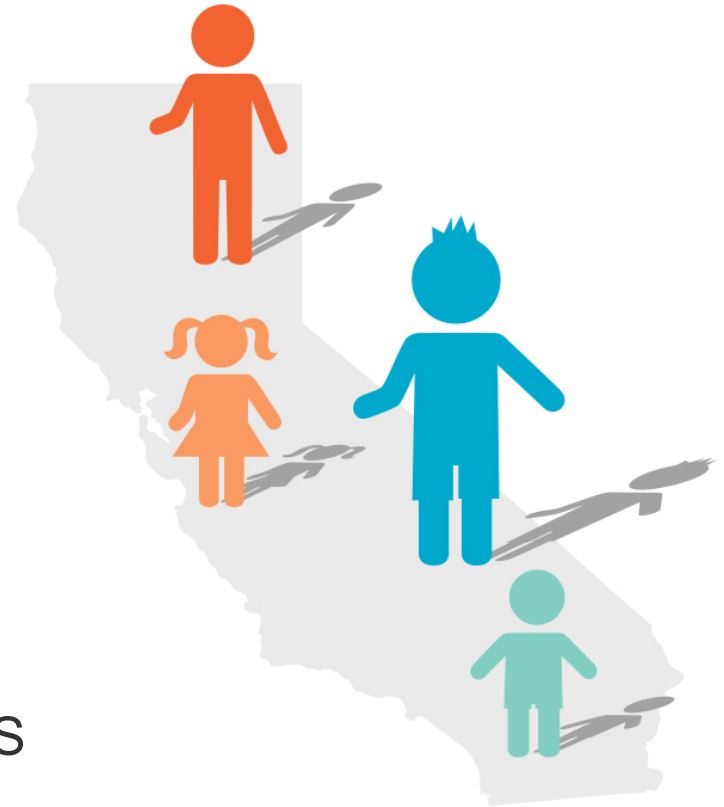


15 statewide/national organizations reflecting hard to count (HTC) populations: ethnic/racial communities including Native American, housing advocates, LGBTQ, immigrant rights and advocates for children.

- State Advocacy & Planning
  - Coordination with state government, philanthropy and coalition partners
  - Local Update of Census Addresses (LUCA) Outreach
  - State Complete Count Committee Appointees
  - State Budget advocacy
    - \$90 million over two years
  
- Local Engagement & Planning
  - Coordination with local government agencies (county and city), philanthropy and CBOs
  - Local LUCA training/engagement support to verify addresses
  - Educate and engage networks about policy, trainings and opportunities to support

# CHILDREN NOW

- Engaging inside expertise/access in Sacramento
- Amplifying messages via work across children's policy areas
- Leveraging the 2500+ members of The Children's Movement through specific campaigns
  - Citizenship Question
  - Public Charge
  - Family Separation
- Link to Annie E. Casey Foundation KIDS COUNT network
  - 2018 KIDS COUNT Data Book foreword on 2020 Census undercount



What's next?

# Thank You!

<https://www.childrennow.org/>

Angela Rothermel

Associate Director, Early Childhood Policy

[arothermel@childrennow.org](mailto:arothermel@childrennow.org)